Distribution boxes ROS 5-6 IP54 without MCBs, fully pre -wired

- Designed for wall mounting as part of a fixed wiring.
- Distribution boxes do not require any maintenance after installation.
- Cover resistant against excessive heat and fire (650 °C glow wire test).
- Pre-injected centric circle for glands from bottom: 1x (M25; M32).
- Dimensions 343 x 136 x 163 mm (h x w x d).

Complies with standards:	STN EN 61439-1, STN EN 61439-3
Mechanical resistance of box:	IK10
Degree of protection:	IP54
Material:	ABS
Nominal working voltage:	400 V~, 250 V~, 50/60 Hz
Operating temperature:	-25 °C to +55 °C



201040

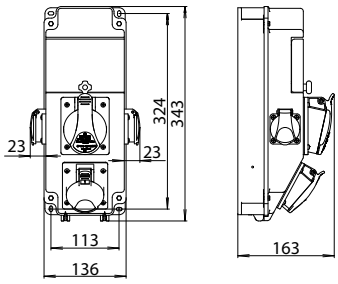

Ord. No. (Type)	Layout	CEE 400 V 5P		CEE 400 V 4P		250 V		Protection		Connection	InA	Pkg (pcs.)
		32 A	16 A	32 A	16 A	16 A Fr	16 A Sch	RCCB	MCBs			
201040 (ROS 5-6/x-01)		1	1	-	-	-	-	-	-	5 x 6 mm² M 32	InA 16 A	1
201042 (ROS 5-6/x-10)	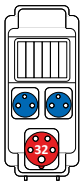	1	-	-	-	2	-	-	-	5 x 6 mm² M 32	InA 32 A	1
201043 (ROS 5-6/x-10/S)						-	2					
201044 (ROS 5-6/x-12)	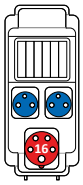	-	1	-	-	2	-	-	-	5 x 6 mm² M 32	InA 32 A	1
201045 (ROS 5-6/x-12/S)						-	2					
201046 (ROS 5-6/x-14)	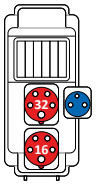	1	1	-	-	1	-	-	-	5 x 6 mm² M 32	InA 32 A	1
201047 (ROS 5-6/x-14/S)						-	1					
201048 (ROS 5-6/x-15)	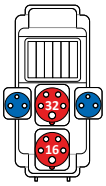	1	1	-	-	2	-	-	-	5 x 6 mm² M 32	InA 32 A	1
201049 (ROS 5-6/x-15/S)						-	2					
201050 (ROS 5-6/x-16)	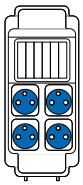	-	-	-	-	4	-	-	-	5 x 6 mm² M 32	InA 32 A	1
201051 (ROS 5-6/x-16/S)						-	4					
201052 (ROS 5-6/x-17)	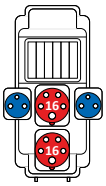	-	2	-	-	2	-	-	-	5 x 6 mm² M 32	InA 32 A	1
201053 (ROS 5-6/x-17/S)						-	2					
201054 (ROS 5-6/x-18)	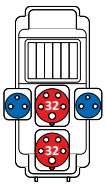	2	-	-	-	2	-	-	-	5 x 6 mm² M 32	InA 32 A	1
201055 (ROS 5-6/x-18/S)						-	2					

InA = Rated current of switchgear and control gear assembly