Distribution boxes ROS 11 IP54 without MCBs, fully pre -wired (continued)

Ord. No. (Type)	Layout	CEE 400 V 5P		CEE 400 V 4P		250 V		Protection		Connection	InA	Pkg (pcs.)
		32 A	16 A	32 A	16 A	16 A Fr	16 A Sch	RCCB	MCBs			
202168 (ROS 11/x-32/24 V)	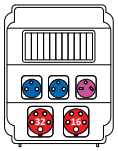	1	1	-	-	2	-	-	-	5 x 6 mm² M 32	InA 16 A	1
						1 x 24 V/10 A						
202169 (ROS 11/x-32/24 V/S)						-	2					
						1 x 24 V/10 A						
202170 (ROS 11/x-67)	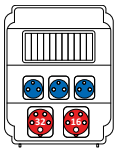	1	1	-	-	3	-	-	-	5 x 6 mm² M 32	InA 32 A	1
202171 (ROS 11/x-67/S)						-	3					
202172 (ROS 11/x-68)	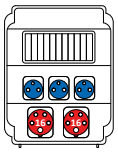	-	2	-	-	3	-	-	-	5 x 6 mm² M 32	InA 32 A	1
202173 (ROS 11/x-68/S)						-	3					
202174 (ROS 11/x-70)	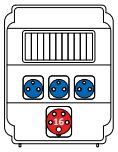	-	1	-	-	3	-	-	-	5 x 6 mm² M 32	InA 32 A	1
202175 (ROS 11/x-70/S)						-	3					
202176 (ROS 11/x-69)	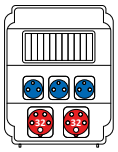	2	-	-	-	3	-	-	-	5 x 6 mm² M 32	InA 40 A	1
202177 (ROS 11/x-69/S)						-	3					
202178 (ROS 11/x-21)	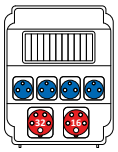	1	1	-	-	4	-	-	-	5 x 6 mm² M 32	InA 32 A	1
202179 (ROS 11/x-21/S)						-	4					
202180 (ROS 11/x-22)	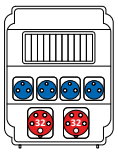	2	-	-	-	4	-	-	-	5 x 6 mm² M 32	InA 40 A	1
202181 (ROS 11/x-22/S)						-	4					
202182 (ROS 11/x-23)		-	2	-	-	4	-	-	-	5 x 6 mm² M 32	InA 40 A	1
202183 (ROS 11/x-23/S)						-	4					
202184 (ROS 11/x-25)	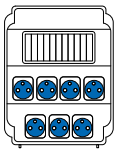	-	-	-	-	7	-	-	-	5 x 6 mm² M 32	InA 32 A	1
202185 (ROS 11/x-25/S)						-	7					
202186 (ROS 11/x-41)	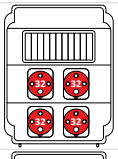	-	-	4	-	-	-	-	-	5 x 6 mm² M 32	InA 32 A	1
202188 (ROS 11/x-43)	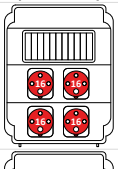	-	-	-	4	-	-	-	-	5 x 6 mm² M 32	InA 16 A	1
202190 (ROS 11/x-45)	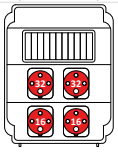	-	-	2	2	-	-	-	-	5 x 6 mm² M 32	InA 16 A	1

InA = Rated current of switchgear and control gear assembly